

FULLY AUTOMATED IHC AND ISH STAINING SYSTEM

BOND-III



MAKE A DIFFERENCE

FOR IN VITRO DIAGNOSTIC USE

Advancing Cancer Diagnostics
Improving Lives

Leica
BIO SYSTEMS

MAKE A DIFFERENCE TO ACCURACY AND TIMELINESS

Pathologists need the complete case to provide patients with an accurate diagnosis.

BOND-III processes protocol steps simultaneously. This allows a single BOND-III to complete five cases (30 slides) in 2.5 Hours. For labs with multiple instruments, speeds can be even faster.

Exceed your pathologist's TAT expectations for complete case delivery.

HEMATOPATHOLOGY PANELS				
Ave. TAT	Panel A 2:33:06	Panel B 2:36:07	Panel C 2:28:39	Panel D 2:28:39
	BCL2	BCL2	BCL2	BCL2
	BCL6	BCL6	CD3	BCL6
	CD3	CD3	CD5	CD3
	CD5	CD5	CD10	CD10
	CD10	CD10	CD20	CD20
	CD20	CD20	CD21	CD45
	CD21	CD21	CD23	Ki67
	CD23	CD23	Cyclin D1	TdT
	Cyclin D1	Cyclin D1	Kappa	
	Kappa	Ki67	Lambda	
	Lambda			

*NCCN Clinical Practice Guidelines in Oncology (NCCN Guidelines®)
Non-Hodgkin's Lymphomas. Version 4.2014.*



DELIVER THE LAST SLIDE WITH THE FIRST... BECAUSE IT'S THE COMPLETE CASE THAT MATTERS

MAKE A DIFFERENCE TO LABORATORY MANAGEMENT


Put every inch of space to work. The BOND-III instrument's small footprint increases the value of your laboratory.

Meet the demands of ever-increasing slide volumes with the space you have. The BOND-III instrument is not only the smallest free-standing IHC/ISH stainer, it also produces the most amount of slides per square meter.

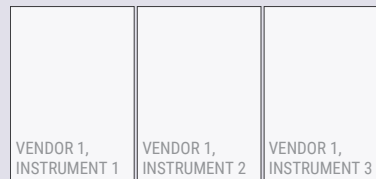
With BOND-III, you can make every inch of your lab count.




360 slides per day




138 slides m²/day




270 slides per day



92 slides m²/day



210 slides per day

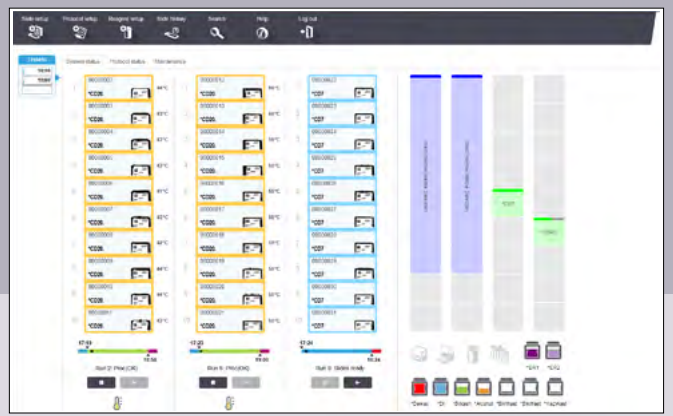


88 slides m²/day

All instruments drawn to 1:63 scale from published data.

MAKE A DIFFERENCE TO TEAM PRODUCTIVITY

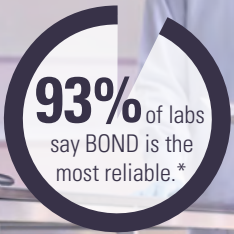
The BOND-III system helps create high performance teams as its optimized user experience makes common tasks fast and efficient.



AN INTERFACE DESIGNED WITH THE USER IN MIND

YOUR WORKFLOW, YOUR WAY

- » Independent trays allow flexible case management.
- » Run continuously with random reagent access. Load antibodies and detection systems whenever you need them.



NO SURPRISES

Withstand the volumes of the busiest labs – confidently approach each day with the unmatched reliability of the BOND-III system.

ILLUMINATE YOUR NEXT STEP

Ascertain bulk reagent levels and status changes at a glance with the unique active lighting system.

- » Fill bottles anytime.
- » Visual alerts when bottles need attention.



FOR IN VITRO DIAGNOSTIC USE

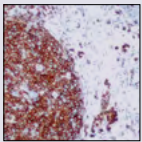
* According to customers in an independent survey

MAKE A DIFFERENCE BY ELEVATING LABORATORY STANDARDS

BOND is a complete IHC and ISH system that helps you set new standards in laboratory practice.

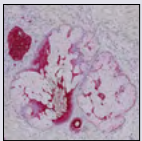
HIGH QUALITY STAINING

We provide clarity so you can provide the answers.



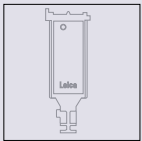
» READY-TO-USE REAGENTS

The Novocastra HD BOND RTU range, utilizing BOND Compact Polymer Detection, uniquely provides independently benchmarked clones that pathologists can trust.



» DETECTION

BOND Compact Polymer Detection technology provides highly sensitive staining for both mouse and rabbit antibodies. It also performs across CISH and IHC techniques.



» BOND UNIVERSAL COVERTILE

Ensures consistent staining and preserves the morphology of precious patient samples. Produces very low waste volumes thereby minimizing waste handling and disposal costs.



WORKFLOW SOLUTIONS

Connect to a future of possibilities.

» BOND LIS-ip

Lets BOND receive test requests from your LIS and eliminates redundant data entry.

» BOND-ADVANCE NETWORK

Grow your lab the smart way. Connect and manage up to 30 BONDS on one network as well as all reagents and consumables.

» CEREBRO

Improve patient safety, productivity and lab customization in your lab with CEREBRO sample tracking and workflow management.

BOND-III SPECIFICATIONS

Dimensions	790 mm (W) x 1378 mm (H) x 826 mm (D) 31.1 in (W) x 54.2 in (H) x 32.4 in (D)
Weight (dry)	238 kg (525 lb)
Slide capacity	30
Reagent container capacity	7 mL, 30 mL and Titration Containers
Number of reagent spaces	36
Bulk reagent container capacity	2 L or 5 L
Hazardous waste container capacity	5 L
Standard bulk waste container capacity	2 x 5 L
Power consumption	1200 VA

LEICA BIOSYSTEMS

Leica Biosystems – an international company with a strong network of worldwide customer services.

For detailed contact information on your nearest sales office or distributor please visit our website:

[LeicaBiosystems.com](https://www.LeicaBiosystems.com)

Not all products are available in all regions

FOR IN VITRO DIAGNOSTIC USE



Copyright © 2024 by Leica Biosystems Melbourne Pty Ltd, Melbourne, Australia. LEICA and the Leica Logo are registered trademarks of Leica Microsystems IR GmbH. CEREBRO, Novocastra and BOND are trademark's of Leica Biosystems and its affiliates.

1757 Rev F · 01/2025