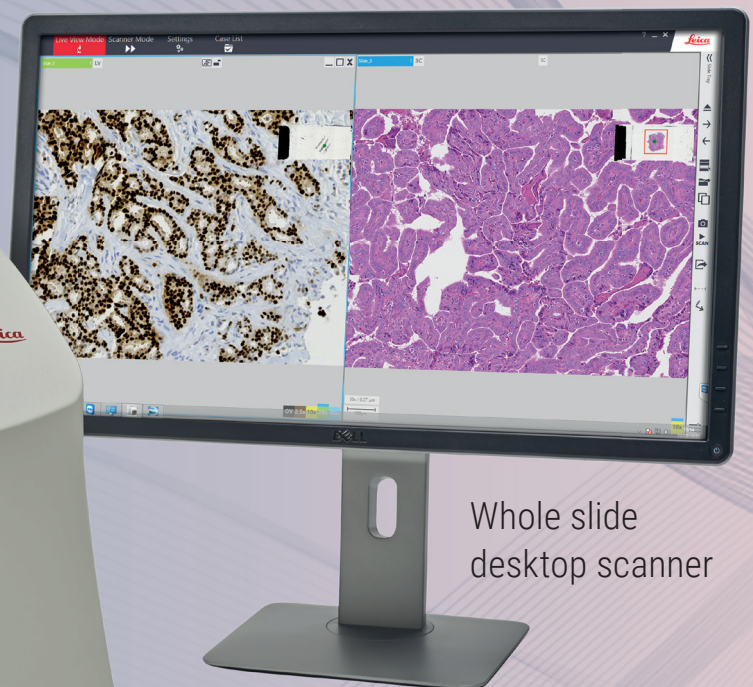



INTEGRATED LIVE VIEW AND DESKTOP SCANNER

APERIO LV1 REMOTE LIVE VIEW AND SLIDE SCANNING

Remote-controlled live view



Whole slide
desktop scanner

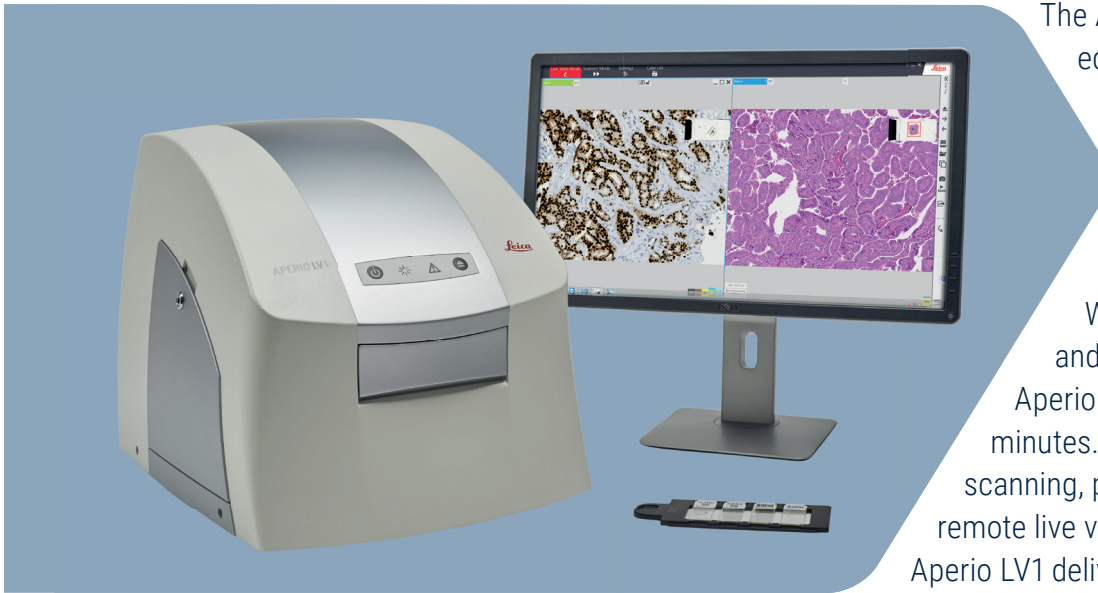


For research use only. Not for use in Diagnostic procedures.

Advancing Cancer Diagnostic
Improving Lives

Leica
BIO SYSTEMS


REMOTE LIVE VIEW + DESKTOP WHOLE SLIDE SCANNING IN ONE SYSTEM



The Aperio LV1 is a compact, economic solution for users looking to adopt Digital Pathology. The small footprint and compact design makes the Aperio LV1 an ideal desktop scanner. With minimal IT requirements and rapid implementation, your Aperio LV1 can be installed in minutes. High-resolution, whole slide scanning, plus the added ability for remote live view of slides, ensures the Aperio LV1 delivers affordable versatility for your laboratory; helping you to deliver results faster.

*Requires at least a 50 megabit per second (mbps) internet connection using Team Viewer software (v13) and Aperio LV1 console software (v5.0.1) with one slide loaded in the slide tray. 15 second clock starts once the Team Viewer password is entered and "Log On" is selected.


The Aperio LV1 runs on the Microsoft Windows 10 operating system.

VIEW SLIDES REMOTELY IN
15 
SECONDS OR LESS*

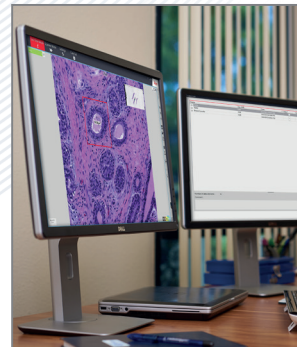
Key Applications



Education: Live teaching sessions with up to 16 different simultaneous slide views.



Telepathology: Easily load slides and begin a live sharing session.



Remote Access: Remote navigation control of live

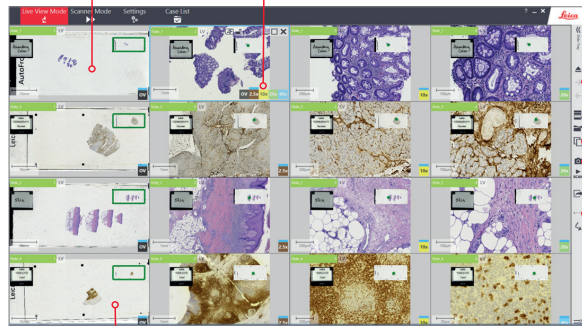
For Research Use Only. Not For Use In Diagnostic Procedures.

Live View Mode

Live View Mode

Up to 16 simultaneous live views to compare same or different slides

Change magnification



Remotely navigate in x, y or z planes

Switch between or add slides

Clone views
Take snapshots

Add annotations or notes

- » Remote access to slides in 15 seconds or less
- » Easily select a live slide region to scan
- » View slides simultaneously at 2.5x, 5x, 10x, 20x, 40x or 63x*
- » Control slide movement and magnification remotely
- » Intuitive interface, including illumination controls
- » Up to 16 simultaneous live views for multiple regions of the same slide

Scanner Mode

Scanner Mode

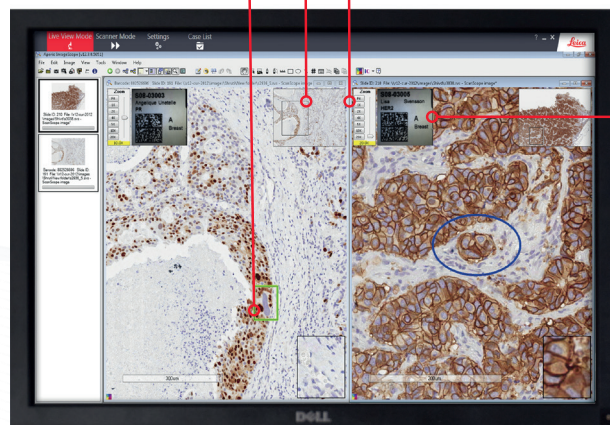
- » Compact & economic desktop scanner
- » 4 slide capacity with barcode support
- » Scan at 2.5x, 5x, 10x, 20x, or 40x
- » Integrated with Aperio eSlide Manager
- » Easily scan up to 5 z-stack layers
- » Intuitive design and 1-touch scanning

Easy to annotate areas of interest

Quickly zoom in or out

Split screen for multiple image viewing

View slide label



View images in Aperio ImageScope



Remote sharing, focus & of live slide images.



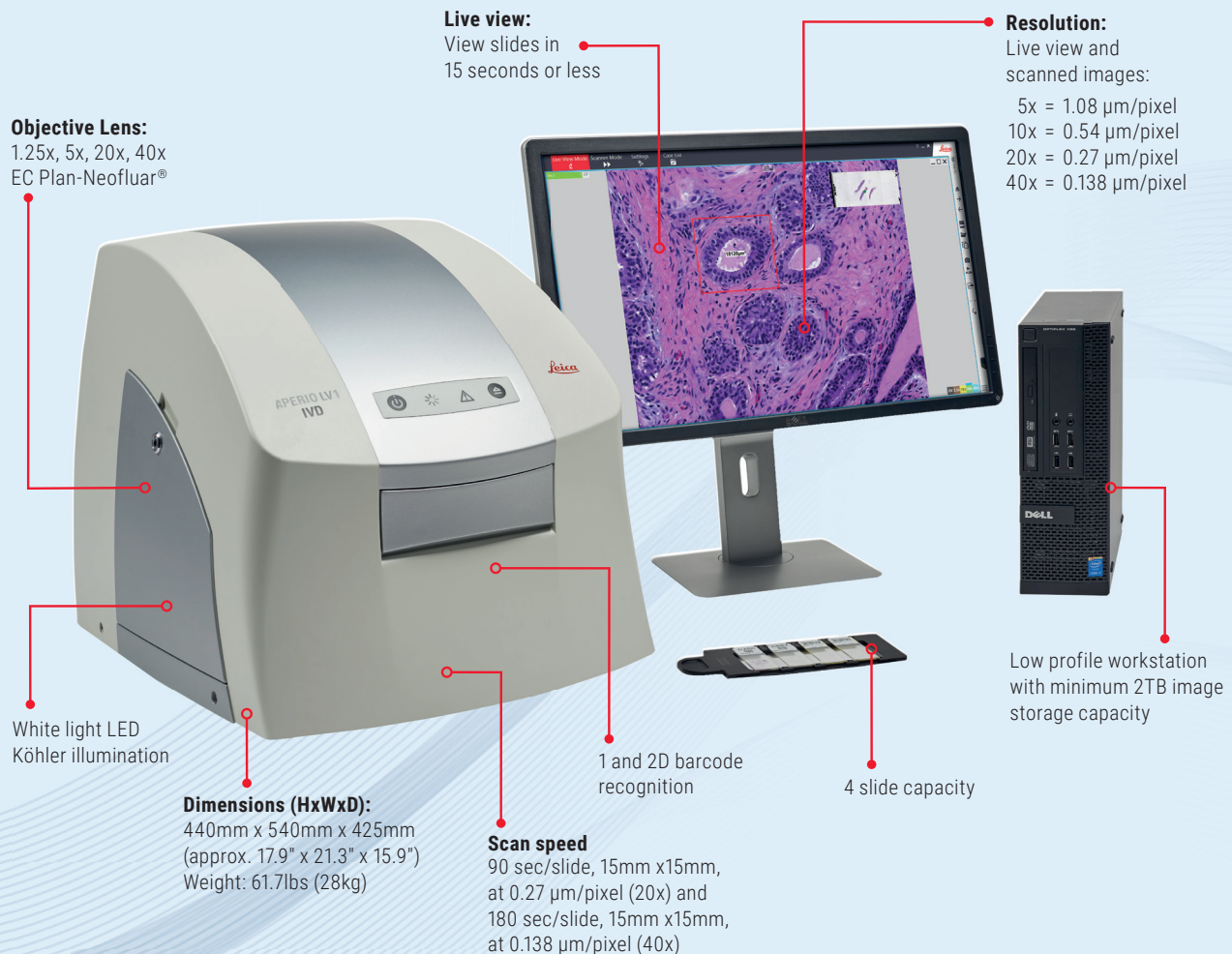
Research: Investigate biomarkers, tissue morphology, cell inflammation and more.



Archive: Scan and store a permanent digital copy of your slides in minutes.

*63x digital zoom for viewing only

APERIO LV1



Leica Biosystems is an international company with a strong network of worldwide customer services. For detailed contact information on your nearest sales office or distributor please visit our website: [LeicaBiosystems.com](https://www.LeicaBiosystems.com)

[LeicaBiosystems.com/AperioLV1](https://www.LeicaBiosystems.com/AperioLV1)

For Research Use Only. Not For Use In Diagnostic Procedures.

**Advancing Cancer Diagnostic
Improving Lives**

Leica
BIO SYSTEMS



Copyright © 2024 Leica Biosystems, a division of Leica Microsystems Inc. All Rights Reserved. LEICA and the Leica logo are registered trademarks of Leica Microsystems IR GmbH. Aperio is a trademark of the Leica Biosystems group of companies in the USA and optionally in other countries. Other logos, product and/or company names might be trademarks of their respective owners.

95.13640 Rev E • 04/2024

Leica Biosystems is a global leader in workflow solutions and automation. As the only company to own the workflow from biopsy to diagnosis, we are uniquely positioned to break down the barriers between each of these steps. Our mission of "Advancing Cancer Diagnostics, Improving Lives" is at the heart of our corporate culture. Our easy-to-use and consistently reliable offerings help improve workflow efficiency and diagnostic confidence. The company is represented in over 100 countries. It has manufacturing facilities in 9 countries, sales and service organizations in 19 countries, and an international network of dealers. The company is headquartered in Nussloch, Germany. Visit [LeicaBiosystems.com](https://www.LeicaBiosystems.com) for more information.