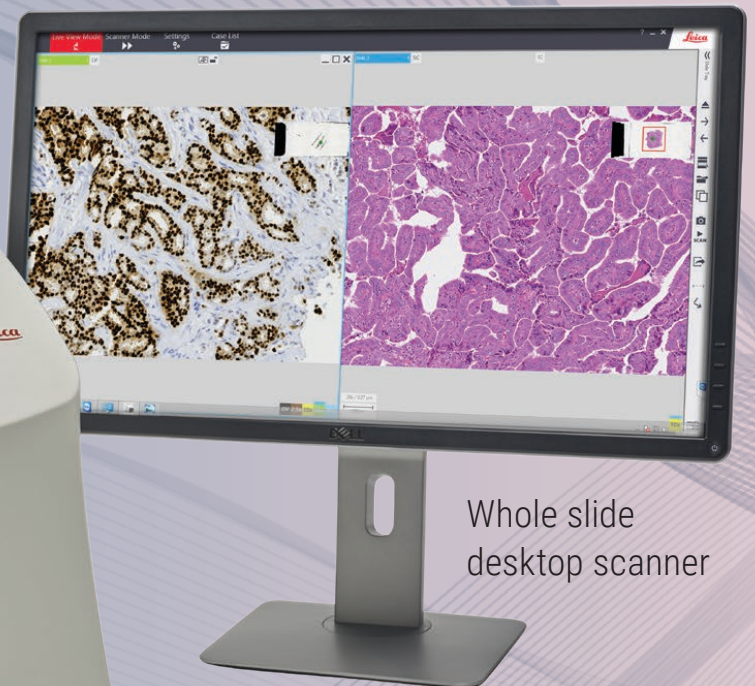



# INTEGRATED LIVE VIEW AND DESKTOP SCANNER

APERIO LV1 REMOTE LIVE VIEW AND SLIDE SCANNING

Remote-controlled live view



Whole slide  
desktop scanner

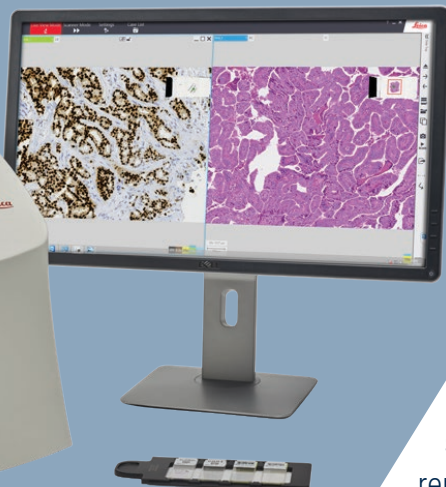


For research use only. Not for use in Diagnostic procedures.

Advancing Cancer Diagnostic  
Improving Lives

**Leica**  
BIO SYSTEMS


# REMOTE LIVE VIEW + DESKTOP WHOLE SLIDE SCANNING IN ONE SYSTEM




The Aperio LV1 is a compact, economic solution for users looking to adopt Digital Pathology. The small footprint and compact design makes the Aperio LV1 an ideal desktop scanner. With minimal IT requirements and rapid implementation, your Aperio LV1 can be installed in minutes. High-resolution, whole slide scanning, plus the added ability for remote live view of slides, ensures the Aperio LV1 delivers affordable versatility for your laboratory; helping you to deliver results faster.

\*Requires at least a 50 megabit per second (mbps) internet connection using Team Viewer software (v10 and Aperio LV1 console software (v4.0) with one slide loaded in the slide tray. 15 second clock starts once the Team Viewer password is entered and "Log On" is selected.


The Aperio LV1 runs on the Microsoft Windows 10 operating system.

VIEW SLIDES REMOTELY IN  
**15**   
SECONDS OR LESS\*

## Key Applications



**Education:** Live teaching sessions with up to 16 different simultaneous slide views.



**Telepathology:** Easily load slides and begin a live sharing session.



**Remote Access:** Remote navigation control of

**For Research Use Only. Not For Use In Diagnostic Procedures.**



## Live View Mode

### Live View Mode

- » Remote access to slides in 15 seconds or less
- » Easily select a live slide region to scan
- » View slides simultaneously at 2.5x, 10x, 20x, or 40x
- » Control slide movement and magnification remotely
- » Intuitive interface, including illumination controls
- » Up to 16 simultaneous live views for multiple regions of the same slide

Up to 16 simultaneous live views to compare same or different slides

Change magnification

Switch between or add slides

Clone views

Take snapshots

Add annotations or notes

Remotely navigate in x, y or z planes

## Scanner Mode

### Scanner Mode

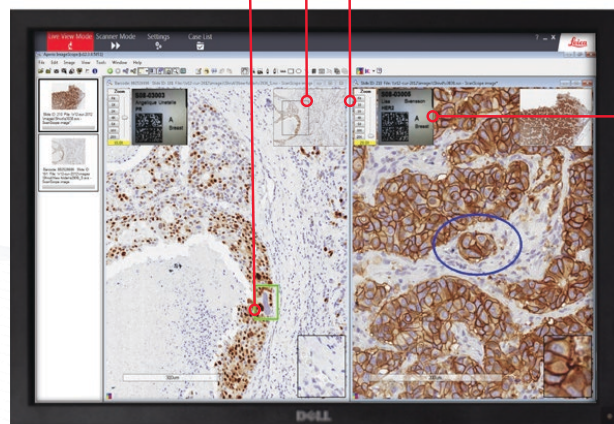
- » Compact & economic desktop scanner
- » 4 slide capacity with barcode support
- » Scan & view at 2.5x, 10x, 20x or 40x\*
- » Integrated with Aperio eSlide Manager
- » Easily scan up to 5 z-stack layers
- » Intuitive design and 1-touch scanning

Easy to annotate areas of interest

Quickly zoom in or out

Split screen for multiple image viewing

View slide label



View images in Aperio ImageScope



note sharing, focus & live slide images.



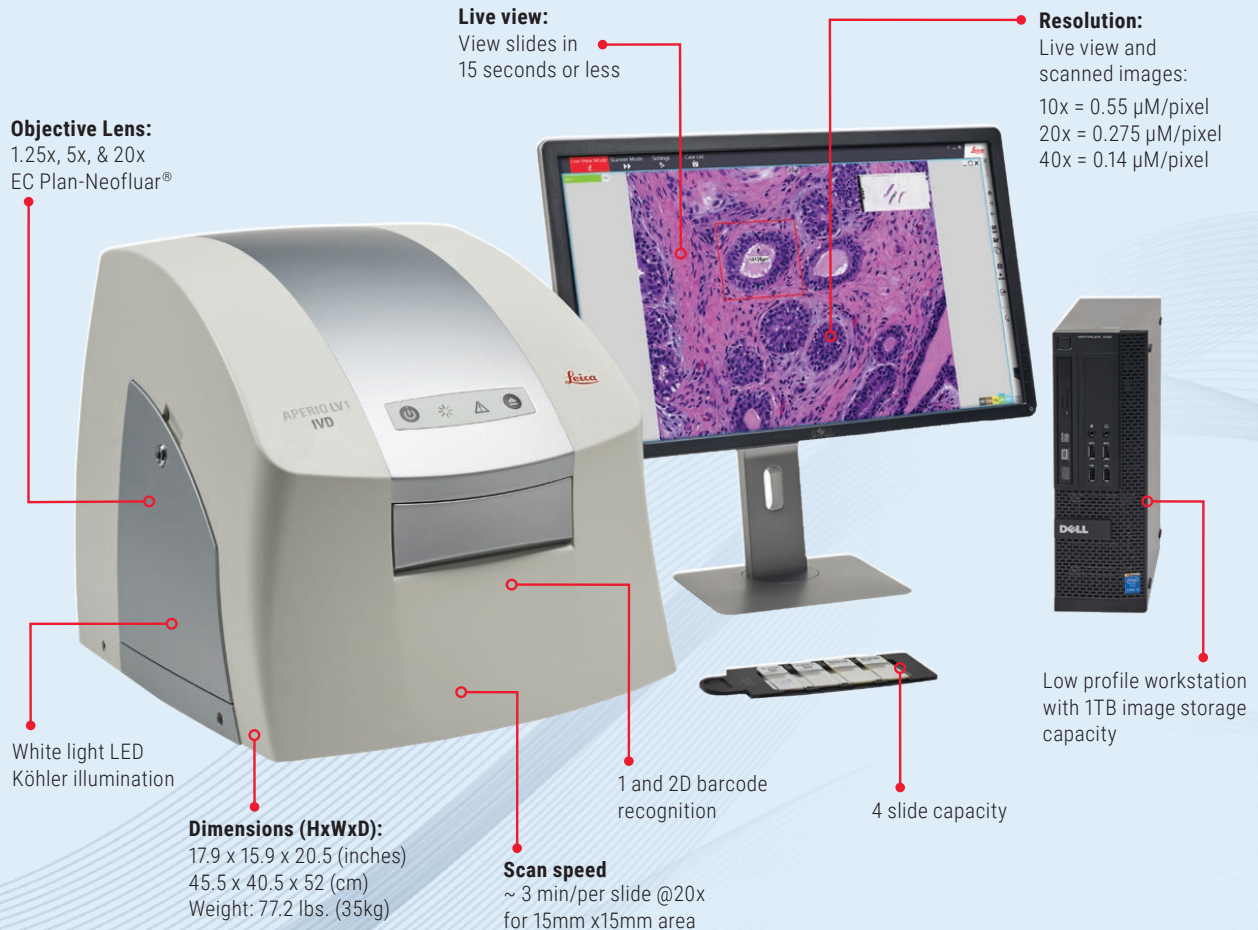
**Research:** Investigate biomarkers, tissue morphology, cell inflammation and more.



**Archive:** Scan and store a permanent digital copy of your slides in minutes.

\*40x digital zoom for viewing only

## APERIO LV1



Leica Biosystems is an international company with a strong network of worldwide customer services. For detailed contact information on your nearest sales office or distributor please visit our website:  
[LeicaBiosystems.com](http://LeicaBiosystems.com)

[LeicaBiosystems.com/AperioLV1](http://LeicaBiosystems.com/AperioLV1)

## VISION 24

- IMPROVED QUALITY
- INTEGRATED SOLUTIONS
- OPTIMIZED EFFICIENCY

**For Research Use Only. Not For Use In Diagnostic Procedures.**

**Advancing Cancer Diagnostic  
Improving Lives**