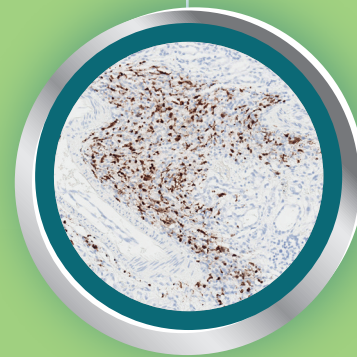
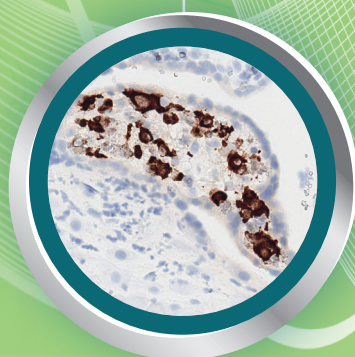
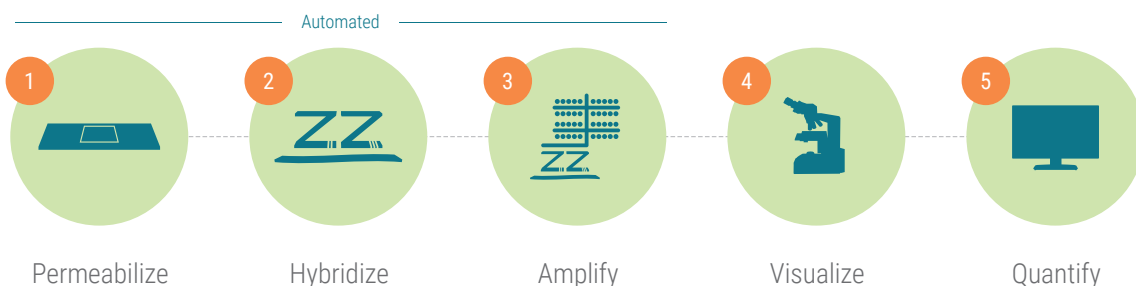


A FULLY AUTOMATED CE-IVD RNA ISH SOLUTION

ACD RNASCOPE DETECTION & BOND-III AUTOMATION



RNASCOPE DETECTION



SPECIFIC

Signal amplification Z probe technology, with background suppression, ensures target-specific binding.


SENSITIVE

Single RNA molecule detection in individual cells.

VISUAL

Visualize cell specific expression and morphological context in intact tissue architecture.

BOND-III AUTOMATION



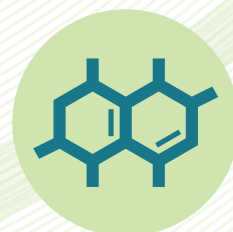
FULLY AUTOMATED

No manual steps to introduce variability.



PRODUCTIVE

Reliable, high efficiency staining that frees your workforce for high-value tasks.



REPRODUCIBLE

Protect tissue and preserved morphology with the covertile system. The tissue stays hydrated and the quality consistent.

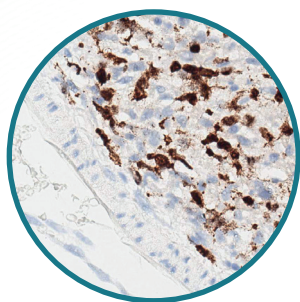
Advancing Cancer Diagnostics
Improving Lives

A FULLY AUTOMATED RNA ISH SOLUTION

Leica Biosystems has partnered with ACD to create a fully automated, walk-away solution on the BOND-III IHC and ISH stainer, for use in automating RNA ISH.

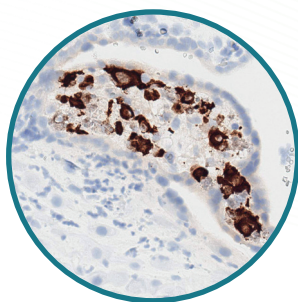


SEE THE BENEFITS FOR YOURSELF



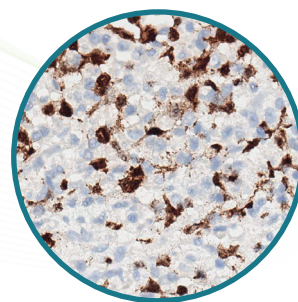
CLARITY

Sensitive, specific staining technology allows laboratories to build a more accurate and robust picture of molecular pathways within conserved tissue architecture.



EFFICIENCY

Work smarter, increase efficiency and provide an improved service to your clinicians. BOND-III brings time, workflow productivity and walk away convenience to your RNA staining.



CONSISTENCY

Precise BOND-III automation ensures reduced process variation and uniform staining consistency, slide after slide, run after run. Trust BOND for accurate results your clinicians depend on.

RNA ISH SOLUTION

Catalog Number	Product Name and Description	Quantity
DS9815	BOND RNAscope Detection Reagents - Brown*	1 kit (60 tests)
OPT9049	BOND Titration Kit	10 containers, 50 inserts
OP79193	BOND Open Containers (7 mL)	10 pack
OP309700	BOND Open Containers (30 mL)	10 pack
S21.4611	BOND Universal Covertiles	160 pack
AR9961 & AR9640	BOND Epitope Retrieval Solution 1 & 2	1L (RTU) each
S21.1971	BOND Mixing Stations	5 pack
AR9222	BOND Dewax Solution	1L (RTU)
AR9590	BOND Wash Solution (10x concentrate)	1L
CS9100	BOND Aspirating Probe Cleaning System	1 system, 15 cleans

ADVANCED CELL DIAGNOSTICS, INC.

Advanced Cell Diagnostics, Inc. (ACD) is a leader in the emerging field of molecular pathology, developing cell- and tissue-based diagnostic tests for personalized medicine. ACD's products and services are based on its proprietary RNAscope Technology, the first multiplex fluorescent and chromogenic in situ hybridization platform capable of detecting and quantifying RNA biomarkers in situ at single molecule sensitivity.



*INTENDED USE

This detection system is for in vitro diagnostic use. The BOND RNAscope® Brown Detection enables the user to perform chromogenic in situ hybridization (CISH) with nucleic acid Advanced Cell Diagnostics (ACD) proprietary RNA ISH probes. Performance claims for compatible probes have not been established. Probes used in conjunction with BOND RNAscope® Brown Detection should be validated by the user in accordance with local laws and regulations. The BOND RNAscope® Brown Detection. It is intended for staining sections of formalin-fixed, paraffin-embedded (FFPE) tissue on the Leica BOND-III system.

REFERENCES

Wang F et al JMD paper. [Wang, F., Flanagan, J., Su, N., Wang, L., Bui, S., Nielson, A., Wu, X., Vo, H.-T., Ma, X.-J. & Luo, Y. RNAscope: A Novel in Situ RNA Analysis Platform for Formalin-Fixed, Paraffin-Embedded Tissues. The Journal of Molecular Diagnostics 14, 22–29 (2012)].

LEICA BIOSYSTEMS IS AN INTERNATIONAL COMPANY WITH A STRONG NETWORK OF WORLDWIDE CUSTOMER SERVICES

For detailed contact information on your nearest sales office or distributor please visit our website: [LeicaBiosystems.com](https://www.LeicaBiosystems.com)

Leica Biosystems is a global leader in workflow solutions and automation. As the only company to own the workflow from biopsy to diagnosis, we are uniquely positioned to break down the barriers between each of these steps. Our mission of "Advancing Cancer Diagnostics, Improving Lives" is at the heart of our corporate culture. Our easy-to-use and consistently reliable offerings help improve workflow efficiency and diagnostic confidence. The company is represented in over 100 countries. It has manufacturing facilities in 9 countries, sales and service organizations in 19 countries, and an international network of dealers. The company is headquartered in Nussloch, Germany. Visit [LeicaBiosystems.com](https://www.LeicaBiosystems.com) for more information.

Copyright © 2022 Leica Biosystems Newcastle Ltd. All rights reserved. LEICA and the Leica Logo are registered trademarks of Leica Microsystems IR GmbH. Other logos, product and/or company names might be trademarks of their respective owners.

RNAscope® is a registered trademark of Advanced Cell Diagnostics, Inc. in the United States or other countries. All rights reserved. © 2022 Advanced Cell Diagnostics, Inc.